


Foundation Programme
in Literacy, Numeracy and Skills
(FPLNS)


मराठी
MARATHI

GRADE 7

Educator's Resource Book

MAHATMA GANDHI INSTITUTE
under the aegis of
MINISTRY OF EDUCATION AND HUMAN RESOURCE
Republic of Mauritius





Foundation Programme
in Literacy, Numeracy and Skills
(FPLNS)

मराठी
MARATHI

GRADE 7

Educator's Resource Book

MAHATMA GANDHI INSTITUTE
under the aegis of
MINISTRY OF EDUCATION AND HUMAN RESOURCE
Republic of Mauritius
2026

ACKNOWLEDGEMENT

OVERALL COORDINATOR

Mr Gangadharsing SOOKLALL

Senior Lecturer, Head,
School of Indian Studies

COORDINATOR

Mrs Neeshi HEEROO-LUXIMON

Lecturer, Head,
Department of Marathi Studies,
School of Indian Studies

PANEL MEMBERS

Mrs Varsha DAJEE BHIVAJEE

Educator (Secondary)

Mrs Ansouiya MALLOO

Educator (Secondary)

Ms Keshika NARAYEN

Educator (Secondary)

CENTRE FOR QUALITY ASSURANCE AND TEAM

Dr Vedika M. HURDOYAL-CHEKHORI,

Associate Professor & Head,
Centre for Quality Assurance

Dr (Mrs) M KOONJUL

Full-time Temporary Lecturer,
Department of Marathi Studies

Mrs N GOPAUL

Senior Lecturer & Head
Department of Sculpture

Mrs Brinda HURNAUTH RAMNARAIN

Educator English,
MGISS

GRAPHIC DESIGN TEAM

Mr Keshrajsingh LOKHUN

Ms Bibi Farhana MOOLKEEA

Ms Girvaneer Suraksha HOSANEE

Ms Raheesah Mahomed Osman BEEHARRY

Mr Girish NEEDHOO

Mrs Vaneeta JATOOA-GHOORBIN

Mrs Aruna DALLIAH JOOTUN

Ms Nivedita RAMLOWAT

2026

ISBN 978-99993-987-4-9

Foreword

It gives me great pleasure to present this series of Educator's Guidelines and Student's Workbooks developed by the Mahatma Gandhi Institute under the Foundation Programme in Literacy, Numeracy and Skills (FPLNS). These publications reflect our sustained commitment to strengthening foundational education while promoting the linguistic and cultural heritage that forms an essential part of the Mauritian identity.

The FPLNS constitutes a major national initiative aimed at consolidating core competencies and equipping Grade 7-9 FPLNS learners with essential skills for meaningful participation in society. Within this framework, the inclusion of Asian Languages (Hindi, Urdu, Tamil, Telugu, Marathi, and Modern Chinese) together with the Performing Arts subjects of Indian Music (Vocal and Instrumental) and Indian Dance, reaffirms the importance of culturally grounded and holistic learning. Asian Languages and the Performing Arts serve not only as academic disciplines, but also as vital instruments for communication, creativity, and identity formation.

The Mahatma Gandhi Institute has, for over five decades, served as a centre of excellence in the promotion of Asian languages, culture, and the performing arts in Mauritius. These materials are the result of our continuous scholarly engagement, pedagogical innovation, and collaborative effort among subject specialists, educators, and curriculum designers dedicated to meeting the evolving needs of our learners.

These resources have been carefully designed to align with the competency-based orientation of the FPLNS. They seek not only to enhance linguistic proficiency and artistic skills, but also to foster values of discipline, perseverance, intercultural understanding, and respect for diversity. In doing so, they reflect the broader educational philosophy that learning must cultivate both intellectual growth and ethical citizenship.

I wish to place on record my sincere appreciation to all contributors who have worked diligently on this project. It is my firm belief that these Educator's Guidelines and Student's Workbooks will serve as effective instruments in nurturing confident, competent, and culturally rooted learners, thereby advancing the national vision of inclusive and holistic education.

Director

Mahatma Gandhi Institute

Preface

The inclusion of Asian Languages - Hindi, Urdu, Tamil, Telugu, Marathi, and Modern Chinese - in the Foundation Programme in Literacy, Numeracy, and Skills (FPLNS), perpetuates the national educational philosophy of sustaining and promoting these languages as essential components of the students' functional language repertoire as citizens of multicultural and multilingual Mauritius. Moreover, considering their rising international prominence, basic communication skills in these languages will also be an important asset for the students in an increasingly globalised workplace on the island and abroad.

The Teaching and Learning Syllabus (TLS) for each Asian Language percolates from the overarching FPLNS philosophy and adopts a competency-based approach to language learning with focus on development of functional communication skills. The philosophy embraces a learner-centered methodology that values learner diversity in terms of backgrounds, preferences, needs and motivations. These objectives and methodology have been translated into a set of complementary resources comprising an 'Educator's Guidelines' and a dedicated 'Student's Workbook' for each grade accompanying students towards the successful completion of the FPLNS.

The Student's Workbooks for each grade comprise seven thematic units enabling students to develop a basic vocabulary and communication skills in functional areas related to their immediate environment, nature, music and entertainment, celebrations and festivals, as well as ethics and values. The same themes have been used across the three grades with a view to allowing students the opportunity to scaffold on acquired vocabulary and skills in line with the TLS. The Grade 7 workbook proposes a series of engaging activities grounded in real-life contexts related to topics such as 'Know Myself', 'My School', 'Weather', 'Domestic Animals', 'Musical Instruments', 'Birthday Celebration', and 'Basic Ethics' which will be covered across the school year.

The panel's primary goal has been to guide and support the development of competencies in areas such as listening with understanding, speaking with confidence, reading with comprehension, writing independently, and using ICT to support learning in Asian Languages. Fellow Educators will appreciate that each unit includes clearly defined learning outcomes, a variety of engaging activities, and proposed additional ones. A diverse range of exercises has been designed to cater to different competencies and learning styles. Assessment guidelines have been provided and supplementary support including links to digital learning resources have been suggested for out-of-the-box skills consolidation endeavours.

The panel's suggestions for implementing the learning activities are presented as conversations with the educators in their guidelines. While these demonstrate the humble efforts by the panel, the latter relies on the deep understanding of the on-site teacher's appreciation and judgement to adapt and innovate, ensuring alignment with the needs of each individual learner in the classroom.

We wish to thank the Ministry of Education and Human Resource especially the core FPLNS technical team for their guidance. We extend our gratitude to the MIE FPLNS team for the consultations. Special mention for all Asian Languages panel members, graphic design team, veters, administrative support team and the management of the Mahatma Gandhi Institute for the dedicated efforts and support in the materialisation of the project.

The Asian Languages Coordinators' Team

Table of content

Theme 1: Me : Know Myself. 1 - 15

Theme 2: My Immediate Environment: My School 16 - 28

Theme 3: Nature and Environment: Weather. 29 - 39

Theme 4: Animals and Birds: Domestic Animals 40 - 53

**Theme 5: Music and Entertainment : Musical Instruments
. 54 - 75**

**Theme 6: Celebrations and Festivals: Birthday Celebration . . .
. 76 - 93**

Theme 7: Ethics and Values : Basic Ethics 94 - 106

Theme 1: ME Know Myself

Activities

Activity 1: Listen and repeat.

Activity 2: Read and repeat the vocabulary words.

Activity 3: Draw and label your family tree.

Activity 4: Draw/paste your picture and speak about yourself.

Activity 5: Spell and read aloud.

Activity 6: Matching.

Activity 7: Read and match the sentences.

Activity 8: Read and label the body parts.

Activity 9: Introduce yourself.

Guide to Educators

Learning Outcomes

- Recognise words related to self.
- Name the days of the week and the different body parts.
- Read words and sentences with correct pronunciation.
- Speak about themselves with confidence.

Activities

- Listen and repeat.
- Read and repeat the vocabulary words.
- Draw and label your family tree.
- Draw/paste your picture and speak about yourself.
- Spell and read aloud.
- Matching.
- Read and match the sentences.
- Read and label the body parts.
- Introduce yourself.

Other Proposed Activities

- My handprint activity (Trace your hand on paper and on each finger write something about yourself).
- Identity collage (Cut pictures of the things you like from magazine and paste them to create a collage called 'This is me').
- Guess who? (The students write 3 unique facts about themselves on a card. Others guess who it is.)

Additional Resources

- Alphabet/letter charts.
- Flashcards with images.
- Audios and videos.
- Glue and scissors.

Portfolio Assessment

- Skills-based assessments.

Activity 1: Listen and repeat.

Listening and Reading Activities:

- The Educator reads and explains the poem.
- The students recite the poem repeatedly.

माझी ओळख

मी मुलगी आहे.
माझे नाव सिमरन आहे.
मी सहा वर्षांची आहे.
मी दादरला राहते.
मी रोज अभ्यास करते.
मला पुस्तक वाचायला आवडते.
माझा आवडता रंग गुलाबी आहे.
माझे आवडते फळ आंबा आहे.

The Educator may access the audio-visual version of songs through these links:

https://youtu.be/4Ev2t48-bQM?si=oaZHMu_UPgzTt6ey

Other similar resources are available through the following links:

https://youtu.be/A1mE_tojM2s?si=8pSIFySg3Pt7wN8C (body parts)

<https://youtu.be/XYKgWFzYIDA?si=s9IpFnksYM1LgiWC> (days of the week)

<https://youtu.be/LHNlrdlpHxs?si=dugwXQVVZEggCkmw> (days of the week)

Activity 2: Read and repeat the vocabulary words.

Reading and Writing Activities:

The Educator:

- reads and explains the words with emphasis on the letters.
- helps the students to read with proper pronunciation.

नाव	= ना + व
पत्ता	= प + त् + ता
पालक	= पा + ल + क
कुटुंब	= कु + टुं + ब
घर	= घ + र
शाळा	= शा + ला
गाव	= गा + व
शहर	= श + ह + र
देश	= दे + श

Activity 3: Draw and label your family tree.

Reading and Writing Activities:

With the help of the Educator, the students:

- study and read the provided family tree.
- draw and label their family tree.



 **Draw and label your family tree here.**



Activity 4: Draw/paste your picture and speak about yourself.

Speaking Activity:

The Educator reads and explains the questions to the students.

The students:

- draw or paste a picture of themselves.
- talk about themselves based on the given prompts.



१. तुझे नाव काय आहे ?
२. तू किती वर्षांची/वर्षांचा आहेस ?
३. तुझा वाढदिवस केव्हा आहे ?
४. तू कोठे राहतोस / राहतेस ?
५. तुला किती भाऊ आहेत ?
६. तुला किती बहिणी आहेत ?

Activity 5: Spell and read aloud.

Listening and Reading Activities:

- The Educator reads aloud repeatedly the words/phrases laying emphasis on the letters.
- The students listen and repeat several times.



जेवण तयार करणे



सायकल चालवणे



पायचेंडू खेळणे



वाचन करणे



गाणे



नाचणे



टीव्ही पाहणे

Activity 6: Matching.

Reading Activity:

The students read the sentences with the help of the Educator and match the sentences with the appropriate pictures.

माझे बाबा गाणे गातात.



माझी आई फुलझाडांना पाणी घालते.




मी समुद्रात पोहतो.



माझा थोरला भाऊ पायचेंडू खेळतो.



माझी धाकटी बहीण मांजराचे चित्र काढते.



Activity 7: Read and match the sentences.

Listening and Reading Activities:

- The Educator reads and explains the days of the week and the daily activities related to them.
- The students listen, repeat and match the sentences.

Days of the week	आठवड्यातील दिवस
Sunday	रविवार
Monday	सोमवार
Tuesday	मंगळवार
Wednesday	बुधवार
Thursday	गुरुवार
Friday	शुक्रवार
Saturday	शनिवार

The Educator may access the audio-visual version of the song through this link:

<https://youtu.be/Fif8m3EosHE>

१. रविवारी मी घरी आराम करते / करतो .
२. सोमवारी मी पायचेंडू खेळते / खेळतो.
३. मंगळवारी मी फुलझाडांना पाणी घालते / घालतो.
४. बुधवारी मी भांडी घासते / घासतो.
५. गुरुवारी मी भाज्या कापते / कापतो.
६. शुक्रवारी मी घर साफ करते / करतो.
७. शनिवारी मी कुटुंबासोबत फिरायला जाते / जातो.

Matching

Column A	Column B
रविवारी	मी फुलझाडांना पाणी घालते / घालतो.
सोमवारी	मी घर साफ करते / करतो.
मंगळवारी	मी भाज्या कापते / कापतो.
बुधवारी	मी घरी आराम करते / करतो.
गुरुवारी	मी कुटुंबासोबत फिरायला जाते / जातो.
शुक्रवारी	मी भांडी घासते / घासतो.
शनिवारी	मी पायचेंडू खेळते / खेळतो.

Activity 8: Read and label the body parts.

Reading Activity:

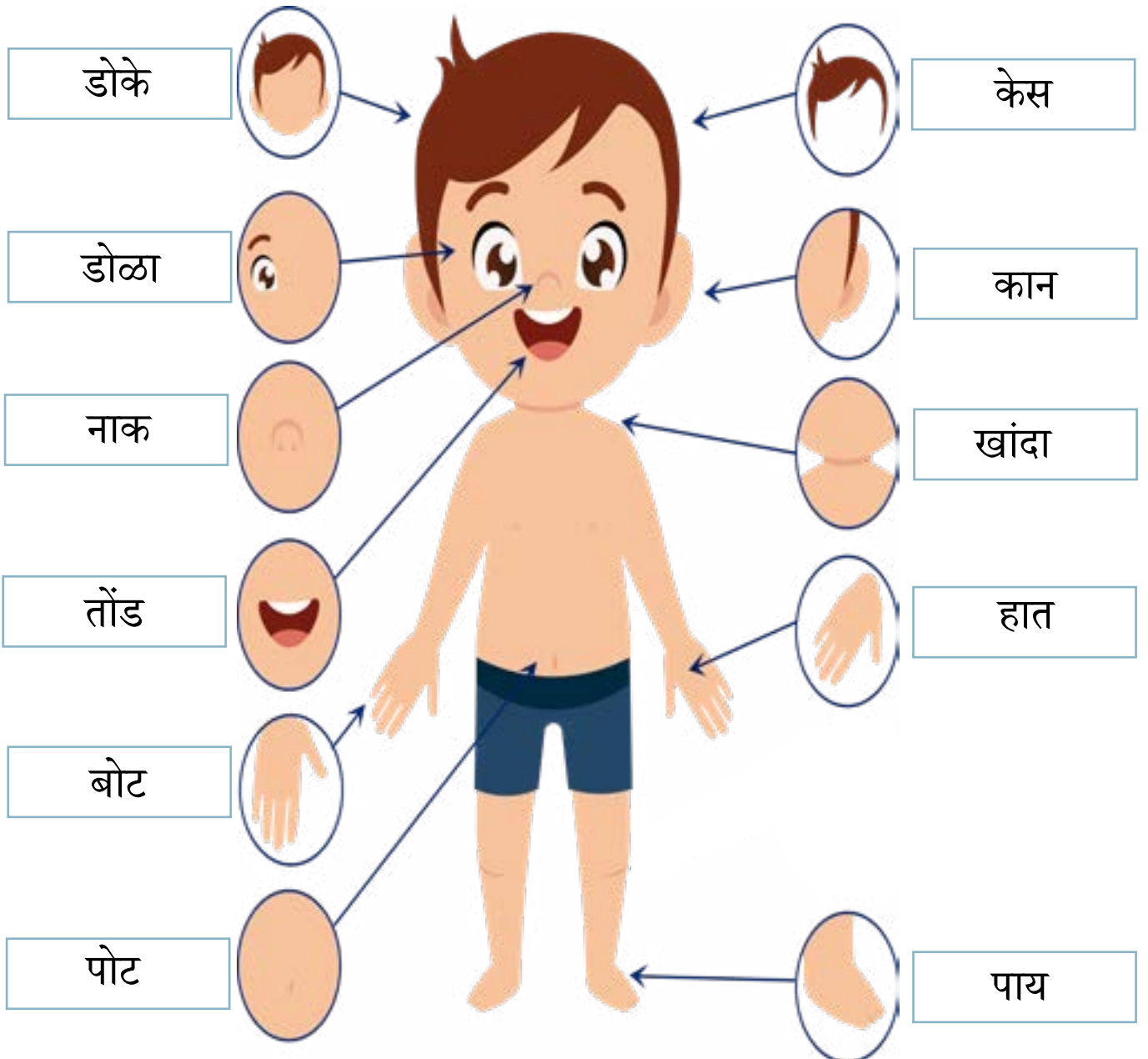
The students:

- read the words related to body parts several times with emphasis on the letters.
- cut the words related to body parts and paste them accordingly.

The Educator may access the audio-visual version of the song through these links:

<https://www.youtube.com/watch?v=T8AFKpKJLvs>

<https://www.youtube.com/watch?v=XA8KdcuedRA>





पाय

हात



डोके

केस



डोळा

खांदा



पोट

कान



तोंड

बोट



नाक



Activity 9: Introduce yourself.

Reading and Speaking Activities:

- The Educator reads and explains the text on self-introduction to the students.
- The students repeat after the Educator and introduce themselves.

नमस्कार. माझे नाव आरती / आरव आहे. मी १२ वर्षांची / वर्षांचा आहे. मी सातवीत आहे. मी गावात / शहरात राहते / राहतो. मला अनेक मित्र आहेत. मला पुस्तक वाचायला आवडते. धन्यवाद.

नमस्कार. माझे नाव आहे. मी
..... आहे. मी आहे. मी
..... राहतो / राहते. मला
आहेत. मला आवडते. धन्यवाद.

Theme 2: My Immediate Environment

My School

Activities

Activity 1: Listen and repeat.

Activity 2: Read and practise.

Activity 3: Matching.

Activity 4: Read the sentences.

Activity 5: Read and write the words.

Activity 6: Fill in the blanks.

Activity 7: Read and copy the words.

Activity 8: Rearrange the words.

Activity 9: Fill in the blanks.

Activity 10: Role Play.

Guide to Educators

Learning Outcomes

- Develop listening skills by following rhythm and repetition.
- Identify and name school-related places/objects/persons from pictures.
- Make connections between words and real-life contexts.
- Show awareness of good behaviour expected at school.

Activities

- Listen and repeat.
- Read and practise.
- Matching.
- Listen, read and repeat.
- Read and spell the words.
- Fill in the blanks.
- Read and copy the words.
- Rearrange the words.
- Fill in the blanks.
- Role Play.

Other Proposed Activities

- Rearrange letters to form words.
- Group discussion on 'My School'.
- Show and Tell: My school bag and objects.

Additional Resources

- Alphabet charts
- Flashcards with images
- Worksheets (matching, labelling, jumbled letters)
- Song
- Glue, scissors, crayons
- Pictures from magazines/newspapers

Portfolio Assessment

- Skills-based assessments.

Activity 1: Listen and repeat.

Listening and Reading Activities:

- The Educator reads the lyrics aloud.
- The students listen and repeat.

शहाणपण

पुस्तक वाचले
फाड्... फाड्...
गाणी म्हटली
धाड्... धाड्...

एवढे सगळे
झाल्यावर
ऐकू आले
कानावर

चित्रंसुद्धा
काढून झाली
एक सुंदर
कविता केली

आई म्हणाली,
शहाणा झाला
बाबा बोलले,
वाया गेला

कल्याण इनामदार

The Educator may access the audio-visual version of the above song through this link:

https://www.youtube.com/watch?v=TjnKYn5fB34&list=RDTjnKYn5fB34&start_radio=1


Activity 2: Read and practise.

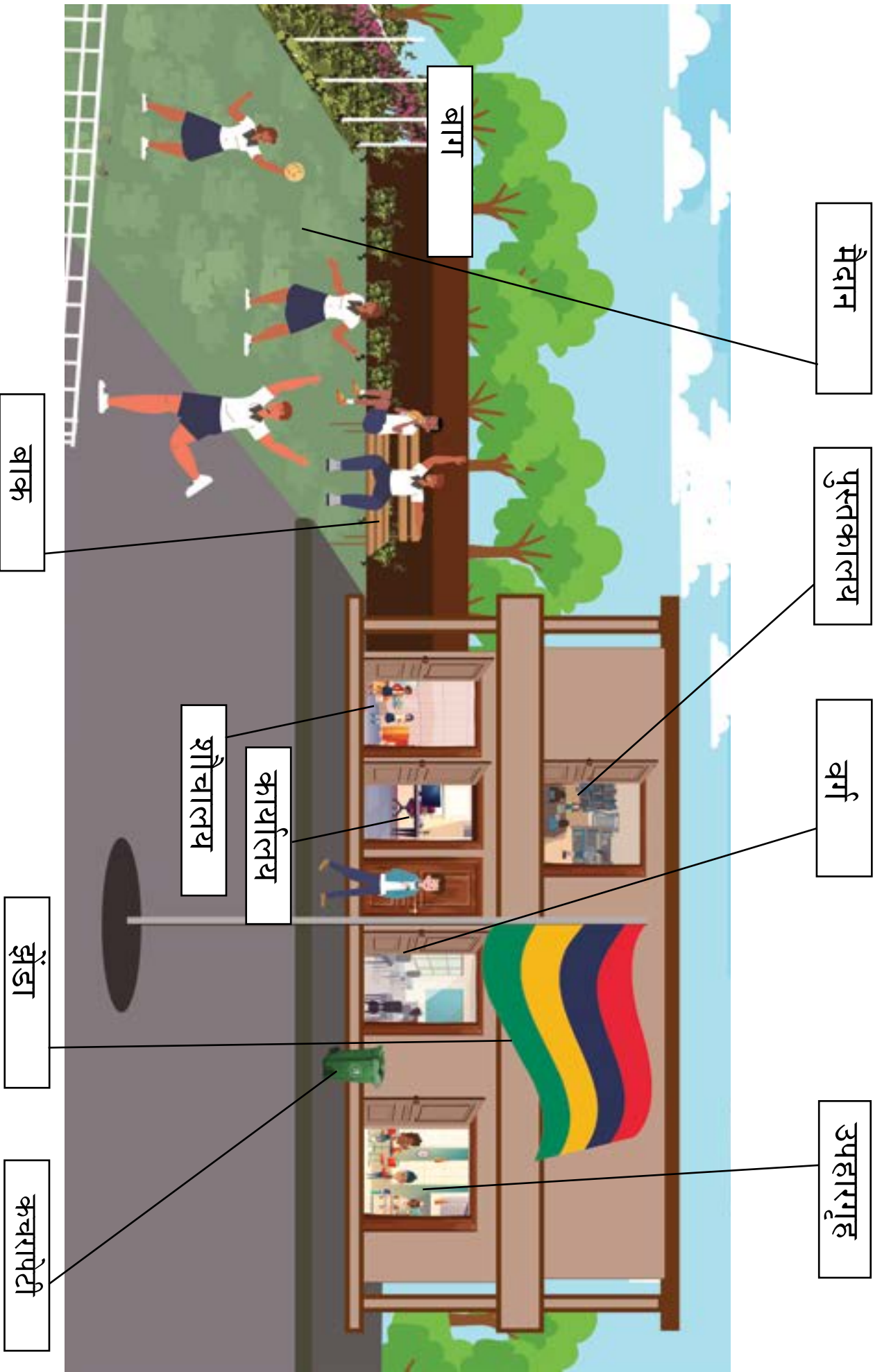
Listening and Reading Activities:

The Educator:

- shows the picture of a classroom and a school compound with related words.
- reads the words.

The students repeat the words and label the given picture on the next page.







Activity 3: Matching.

Listening and Reading Activities:

The Educator:

- takes the students for a school tour to show them the school compound.
- reads the given words aloud after coming back to the classroom.

The students:

- repeat the words with understanding.
- complete the matching exercise with the help of the Educator.

उपहारगृह



कचरापेटी



झेंडा



बाक



मैदान



पुस्तकालय



Activity 4: Listen, read and repeat.

Listening and Reading Activities:

- The Educator reads and explains the basic rules of the school.
- The students repeat after the Educator.

१. स्वच्छ गणवेश घाला.

२. शाळेत वेळेवर या.

३. शाळेत प्रत्येकाचा आदर करा.

४. वर्गात शिक्षकांचे लक्षपूर्वक ऐका.

५. रोज गृहपाठ पूर्ण करा.

६ . शाळा स्वच्छ ठेवा.

Activity 5: Read and spell the words.



Reading and Writing Activities:

The Educator:

- reads and explains the words with emphasis on the alphabets.
- helps the students to read with proper pronunciation and write the words.

१. शाळा = शा + ला _____, _____

२. गणवेश = ग + ण + वे + श _____, _____

३. आदर = आ + द + र _____, _____

४. शिक्षक = शि + क्ष + क _____, _____

५. वर्ग = व + र् + ग _____, _____

६. गृहपाठ = गृ + ह + पा + ठ _____, _____

Activity 6: Fill in the blanks.

Listening and Writing Activities:

The Educator reads the sentences.

The students:

- fill in the blanks with the correct answer.
- read aloud the sentences.

१. _____ आम्हाला शिकवतो. (शिक्षक, मैदान)
२. _____ अनेक पुस्तके आहेत. (शिक्षक, पुस्तकालयात)
३. आम्ही _____ मिठाई विकत घेतो. (मैदान, उपहारगृहात)
४. आम्ही _____ पायचेंडू खेळतो. (मैदानावर, वर्ग)
५. आम्ही _____ बसून शिकतो. (उपहारगृहात, वर्गात)

Activity 7: Read and copy the words.



Listening and Writing Activities:

- The Educator reads the words aloud.
- The students repeat the words and copy them three times.

वर्ग -----,-----,-----

पुस्तकालय -----,-----,-----

शिक्षक -----,-----,-----

अंगण -----,-----,-----

प्राचार्य -----,-----,-----

मित्र -----,-----,-----

Activity 8: Rearrange the words.

Reading and Writing Activities:

The Educator guides the students to rearrange the words to form simple sentences and read the complete sentences aloud.

१ . आवडतो - मला - शिक्षक - माझा

२ . शाळेला - जाते - ती

३. बोलतो - तो - मराठी

४. खेळतो - आम्ही - पायचेंडू

५. हा - वर्ग - माझा - आहे

६. वाचतो - विद्यार्थी - पुस्तक

७. मोठी - शाळा - माझी - आहे

Activity 9: Fill in the blanks.



Listening, Speaking and Writing Activities:

The Educator reads the following sentences aloud.

The students first answer the questions orally, then fill in the blanks with the appropriate words.

(अ)

१. माझे नाव राणी आहे.
२. मी स्वच्छ गणवेश घालते.
३. मी शाळेत वेळेवर पोहोचते.
४. मी माझ्या शिक्षकांचे ऐकते.
५. मी माझ्या वहीत लिहिते.
६. मी पाव खाते आणि पाणी पिते.
७. शाळेत मी सगळ्यांचा आदर करते.

(ब)

१. माझे राणी आहे.
२. मी स्वच्छ घालते.
३. मी वेळेवर पोहोचते.
४. मी माझ्या ऐकते.
५. मी माझ्या वहीत
६. मी खाते आणि पिते.
७. शाळेत मी सगळ्यांचा करते.

Activity 10: Role Play.

Listening and Speaking Activities:

The Educator:

- asks the students to work in pairs where one student acts like the teacher and the other as the student.
- encourages the students to add more ideas to the conversation.

विद्यार्थी: “ नमस्कार गुरुजी / बाई.”

शिक्षक: “ नमस्कार. बसा.”

विद्यार्थी: “ धन्यवाद.”

शिक्षक: “ तुम्ही कसे आहात?”

विद्यार्थी: “ आम्ही ठीक आहोत.”

शिक्षक: “ आज आम्ही मराठी हा विषय शिकणार आहोत.”

विद्यार्थी: “ कोणता धडा गुरुजी / बाई ?”

शिक्षक: “ माझी शाळा.”

विद्यार्थी: “ हो, मला माझी शाळा आवडते.”

शिक्षक: “ आज आम्ही शाळेच्या आवारात फिरायला जाऊ.”

विद्यार्थी: “ होय गुरुजी / बाई. ”

Theme 3: Nature and Environment: Weather Activities

Activity 1: Listen and repeat.

Activity 2: Trace the words.

Activity 3: Classify the words.

Activity 4: Matching.

Activity 5: My Weather Journal.

Activity 6: Form words.

Activity 7: Fill in the blanks.

Activity 8: Fill in the blanks.

Activity 9: Write words.

Activity 10: Answer the questions.

Guide to Educators

Learning Outcomes

- Identify different types of weather patterns.
- Use basic vocabulary words related to various weather types/conditions both orally and in written.
- Distinguish and describe the different types of weather.

Activities

- Listen and repeat.
- Trace the words.
- Classify the words.
- Matching.
- My Weather Journal.
- Form words.
- Fill in the blanks.
- Write the appropriate words and form sentences.
- Answer the questions.

Other Proposed Activities

- Sing some simple songs.
- Crossword.
- Create artwork inspired by different types of weather (e.g poster, drawing, painting, poetry).
- Quiz and oral questions on daily weather conditions.

Additional Resources

- Use pictures, flashcards and videos to demonstrate different types of weather patterns.
- Repetitive Practice through songs and rhymes.
- Videos or audios to display importance of different types of weather patterns.
- Short video clip on different types of weather.
- Keep a journal to record and describe daily weather observations.

Portfolio Assessment

- Skills-based assessments.

Activity 1: Listen and repeat.

Listening and Reading Activities:

- The Educator recites the poem/song.
- The students listen carefully and repeat the poem/song.

पाण्यात ढग आणि...

पाण्यात ढग आणि ढगात पाणी
म्हणून पाऊस म्हणतो गाणे
रानात ऊन उन्हात रान
म्हणून हिरवळ फुलते छान
वा-यात गंध गंधात वारा
हिरवळ पाखरांना झाडनिवारा
पानांच्या कानात फुलांचे डूल
म्हणून तर रानाला पडते भूल
गगनात चंद्र चंद्रात गगन
धरतीवर चांदणे छमछन्नछन!

अशोक बागवे

The Educator may access the audio-visual version of the above poem through this link:

https://youtu.be/JiySCK5PMQ4?si=AY4QBv_WsJpmlC-D

Other similar resources are available through the following link:

https://www.youtube.com/watch?v=IXcV_HK_OTY

Activity 2: Trace the words.

Listening, Reading and Writing Activities:

- The Educator shows different pictures and reads each word with emphasis on the alphabets/letters.
- The students listen, repeat and trace the words.



सूर्य

सूर्य



पाऊस

पाऊस



चंद्र

चंद्र



वारा

वारा



आकाश

आकाश



ढग

ढग



थंडी

थंडी



गरम

गरमी



समुद्र

समुद्र



पृथ्वी

पृथ्वी



तारा

तारा



वादळ



वादळ

Activity 3: Classify the words.

Listening, Reading and Writing Activities:

- The Educator explains to the students that some words may be classified in both boxes.
- The students classify the given words into the two boxes below.

(सूर्य, पाऊस, ढग, हिवाळा, उन्हाळा, वादळ, छत्री)

उन्हाळा 	हिवाळा 

Activity 4: Matching.

Listening and Reading Activities:

- The Educator reads and explains the sentences.
- The students repeat and match the sentences with the corresponding pictures.

Column A

१. आज ऊन आहे.

२. आज खूप गरम आहे.

३. वारा वाहत आहे.

४. आकाशात ढग आहेत.

५. पाऊस पडतो.

६. थंडी वाजते.

Column B



Activity 5: My weather journal.

Reading and Writing Activities:

The Educator helps students to keep a weather journal as follows.

The students:

- identify the weather and fill in the journal daily.
- show the journal to the Educator on a weekly basis.

महिना: -----		वर्ष: -----	
	आठवड्यातील दिवस	तारीख	आज हवामान कसे आहे?
पहिला आठवडा	सोमवार	आज ऊन आहे.
	मंगळवार		
	बुधवार		
	गुरुवार		
	शुक्रवार		
दुसरा आठवडा	सोमवार		
	मंगळवार		
	बुधवार		
	गुरुवार		
	शुक्रवार		
तिसरा आठवडा	सोमवार		
	मंगळवार		
	बुधवार		
	गुरुवार		
	शुक्रवार		
चौथा आठवडा	सोमवार		
	मंगळवार		
	बुधवार		
	गुरुवार		
	शुक्रवार		






Activity 6: Form Words.

Listening, Reading and Writing Activities:

The Educator reads the letters/alphabets.

The students:

- listen and pronounce the letters/alphabets.
- rearrange the letters/alphabets to form the correct words.

	र्य/ सू
	थ्वी / पृ
	ग / ढ
	द्र / स / मु
	द्र / चं

Activity 7: Fill in the blanks.

Reading and Writing Activities:

The Educator:

- explains the sentences to the students.
- helps the students to fill in the blanks with the appropriate word.

The students read the complete sentences.

(गरम, उन्हाळा, टोपी, समुद्रकिनारी, थंड)

१.आहे.



२. आज खूप..... आहे.



३. रीताजाते.



४. तिची आई.....सरबत पिते.



५. तिचा भाऊघालतो.



Activity 8: Fill in the blanks.

Reading and Writing Activities:

The Educator:

- explains the sentences to the students.
- helps the students to fill in the blanks with the appropriate word.

The students read the complete sentences.

(थंडी, चहा, जोरात, खोलीत, हिवाळा)

१.आहे.



२. वारावाहत आहे.



३. अजयला खूप..... वाजत आहे.



४. अजय त्याच्याराहतो.



५. अजय गरमागरम..... पितो.



Activity 9: Write the appropriate words and form sentences.

Reading and Writing Activities:

- The Educator helps the students to write three words each related to summer and winter as per Activities 7 & 8.
- The students read the words repeatedly and write simple sentences with the help of the Educator.

उन्हाळा	हिवाळा

१.

२.

३.

४.

५.

६.

Activity 10: Answer the questions.

Speaking and Writing Activities:

- The Educator shows the picture to the students and ask questions accordingly.
- The students observe the picture and answer the questions.



१. आज हवामान कसे आहे?

२. तुम्हाला कोणते हवामान आवडते?

३. त्या ऋतूमध्ये तुम्ही काय घालता?

४. उन्हाळ्यात तुम्हाला काय खायला / प्यायला आवडते?

५. तुम्हाला समुद्रकिनारी केव्हा जायला आवडते?

Theme 4: Animals and Birds

Domestic Animals

Activities

Activity 1: Listen and repeat.

Activity 2: Identify the names.

Activity 3: Cut and paste.

Activity 4: Encircle the appropriate words.

Activity 5: Write the correct alphabet/s.

Activity 6: Colour and describe the pictures.

Activity 7: Sentence reading.

Activity 8: Fill in the blanks.

Activity 9: Labelling.

Activity 10: Describe the picture.

Guide to Educators

Learning Outcomes

- Share personal preferences regarding animals using phrases like “I like...” or “I don’t like...”.
- Listen to short stories or descriptions about animals and answer basic questions.
- Engage in simple conversations about their favorite animals.
- Learn and use key animal vocabulary (e.g., habitat, sound).
- Practice pronunciation of animal names and associated vocabulary words (kennel, basket, river/pond, milk).

Other Proposed Activities

- Animal charades.
(acting out an animal without speaking)
- Guess animal sound game.
- Crossword.
- Speak about their pets and on animals.

Portfolio Assessment

- Skills-based assessments.

Activities

- Listen and repeat.
- Identify the names.
- Cut and paste.
- Encircle the appropriate words.
- Write the correct alphabets.
- Colour and describe the pictures
- Sentence reading.
- Fill in the blanks.
- Labelling.
- Describe the picture.

Additional Resources

- Use pictures and real-life examples to aid recognition.
- Repetitive Practice through songs and rhymes.
- Videos or audios to display animal sounds.

Activity 1: Listen and repeat.

Reading Activity:

- The Educator reads and explains the song.
- The students listen and repeat the song.

माऊचे चाळ

माऊला सापडली घुंगरांची माळ
ते झाले तिच्या पायातले चाळ
छम्मक छम्मक ऐटीत चालली
ता थै तक् थै नाचू लागली
नाचून नाचून दमली खूप
सपाटून तिला लागली भूक
चोरून ती दूध प्यायला गेली
घुंगराचा आवाज ऐकून आई उठली
मग ती गेली उंदीर शोधायला
आवाज ऐकून तेही लागले पळायला
वैतागून तिने आता चाळ दिलेत फेकून
लक्ष ठेवा हं दूधावर, ती हळूच जाईल पिऊन

कविता क्षीरसागर

The Educator may access the audio-visual version of the above song through this link:

<https://share.google/riJYObTneMHETnAxe>

Other similar resources are available through the following links:

<https://share.google/51619Ys8Vv7MGQ7pJ>

<https://share.google/cI8adAMHZt5IY4m4q>

Activity 2: Identify the words.

Listening and Reading Activities:

- The Educator explains the words with emphasis on alphabets.
- The students listen and repeat the words.



गाय



कोंबडी



घोडा



कुत्रा



मासा



पक्षी



मांजर

Activity 3: Cut and paste.

Listening Activity:

The Educator explains the words and asks the students to listen attentively.


The students:

- cut the animals separately.
- paste them on the farmhouse as per the given instructions.

मांजर , मासा , कुत्रा , गाय , पक्षी, घोडा

पुढील काही उदाहरणे आहेत:

- मांजराला घरावर चिकटवा.
- कुत्र्याला कुत्र्याच्या घराजवळ चिकटवा.
- गायीला गवतावर चिकटवा.
- पक्ष्याला झाडावर चिकटवा.
- शेतघराच्या मागे घोडा चिकटवा.
- तलावात मासा चिकटवा.





Activity 4: Encircle the appropriate words.



Listening and Writing Activities:

- The Educator reads aloud the sentences.
- The students identify, encircle and write the words of the animals.

उदाहरण :

कुत्रा काळा आहे.

उत्तर :

कुत्रा काळा आहे. कुत्रा

१. टोपलीत एक मांजर आहे.

२. गाय गवत चरत आहे.

३. घोडा धावतो.




५. पक्षी उडतो.

६ . कोंबडा आवरतो.

Activity 5: Write the correct alphabet/s.

Writing Activity:

- The students write the missing alphabet/s in the given space.




Activity 6: Colour and describe the pictures.

Speaking Activity:

The students:

- colour the pictures as per the indicated colours.
- describe each coloured animal orally.



काळी गाय



तपकिरी कुत्रा



निळा मासा



काळा घोडा



हिरवा पक्षी

Activity 7: Sentence reading.

Reading Activity:

The Educator reads the sentences and the students repeat.



कुत्रा
एक कुत्रा.
हा कुत्रा आहे.
कुत्रा काळा आहे.
कुत्रा भुंकतो.



मासा
हा मासा.
हा मासा आहे.
मासा मोठा आहे.
मासा निळा आहे.
मासा तलावात आहे.



गाय
ही गाय आहे.
गाय पांढरी आहे.
गाय गवत खाते.
पांढरी गाय दूध देते.

Activity 8: Fill in the blanks.

Writing and Reading Activities:

The students:

- read the sentences.
- fill in the blanks with the appropriate words.
- read the complete sentences repeatedly.

१. _____ सुंदर आहे. (मासा, कुत्रा)



२. _____ मोठा आहे. (सिंह, घोडा)



३. ही _____ आहे. (कोंबडी, मासा)



४. _____ पांढरी आहे. (मांजर, गाय)



५. _____ झाडावर आहे. (मासा, पक्षी)



Activity 9: Label the picture.


Writing Activity:

The students choose the appropriate words and label the pictures.

(गाय, कुत्रा, कौबडी, मासा, घोडा, पक्षी, मांजर)



Activity 10: Describe the picture.



Speaking Activity:

The Educator helps the students to form sentences orally based on the picture below.



Theme 5: Music and Entertainment Instruments Activities

Activity 1: Listen and repeat the song.

Activity 2: Identify, spell and read.

Activity 3: Cut and paste.

Activity 4: Spell and trace the words.

Activity 5: Read and copy the words.

Activity 6: Matching.

Activity 7: Word decoding.

Activity 8: Word formation.

Activity 9: Choose the correct alphabet.

Activity 10: Fill in the blank.

Activity 11: Encircle and write the correct word.

Activity 12: Tick the correct word.

Activity 13: Write the correct word.

Activity 14: Dot to dot drawing and colouring.

Activity 15: Word search puzzle.

Activity 16: Picture description and oral questions.

Guide to Educators

Learning Outcomes

- Recognise different musical instruments (flute / veena / tabla / guitar / manjira and lezim).
- Understand the basic words related to music and entertainment.
- Read simple sentences with correct pronunciation and intonation.
- Produce simple sentences correctly.

Additional Resources

- Use pictures, flashcards and videos to illustrate each musical instrument.
- Create a visual chart and vocabulary words to display in the classroom.

Portfolio Assessment

- Skills-based assessments.

Activities

- Listen and repeat.
- Identify, spell and read.
- Cut and paste.
- Spell and trace the words.
- Read and copy the words.
- Matching.
- Word decoding.
- Word formation.
- Choose the correct alphabets.
- Fill in the blanks.
- Choose and write the correct word.
- Tick the correct words.
- Write the correct word.
- Dot to dot drawing and colouring.
- Word search puzzle.
- Picture description and oral questions.

Activity 1: Listen and repeat.

Listening and Singing Activities:

- The Educator reads the lyrics aloud.
- The Educator plays the song.
- The students listen and repeat the song.
- The Educator introduces the following action verbs:
 - To sing - गाणे
 - To dance - नाचणे

ए आई मला पावसात जाऊ दे

ए आई मला पावसात जाऊ दे
एकदाच गं भिजुनी मला चिंब चिंब होऊ दे

मेघ कसे बघ गडगड करिती
वीजा नभातून मला खुणाविती
त्यांच्यासंगे अंगणात मज खूप खूप नाचू दे

बदकांचा बघ थवा नाचतो
बेडुक दादा हाक मारतो
पाण्यामधुनी त्यांचा मजला पाठलाग करू दे

धारेखाली उभा राहुनी
पायाने मी उडविन पाणी
ताप-खोकला-शिंका सर्दी, वाटेल ते होऊ दे

वंदना विटणकर

The Educator may access the audio-visual version of the above poem/song through this link:

<https://youtu.be/EJaxueaQwM4?si=utE5r10B-Yg8fvh6>

Activity 2: Identify, spell and read aloud.

Reading and Speaking Activities:

- The Educator reads the words aloud.
- The students identify the words through pictures.
- The students spell and read aloud the name of each musical instrument.



बासरी



वीणा



तबला



लेझीम



मंजिरा



गिटार


Activity 3: Cut and paste.

Reading and Hands-on Activities:

- The students study the table below under the guidance of the Educator.
- The students cut the pictures of the musical instruments on the next page and paste them to the corresponding numbers on the clock on next page.

वाद्य	अंक
बासरी	6
वीणा	2
गिटार	10
लेझीम	8
तबला	4
मंजिरा	12





Activity 4: Spell and trace the words.

Reading and Writing Activities:

- The Educator spells the words aloud.
- The students read and trace the words.

बासरी बासरी बासरी बासरी बासरी

वीणा वीणा वीणा वीणा वीणा

तबला तबला तबला तबला तबला

गिटार गिटार गिटार गिटार गिटार

मंजिरा मंजिरा मंजिरा मंजिरा मंजिरा

लेझीम लेझीम लेझीम लेझीम लेझीम

Activity 5: Read and copy the words.



Reading and Writing Activities:

- The Educator reads the words aloud.
- The students read and copy the words five times.

बासरी

वीणा

तबला

गिटार

मंजिरा

लेझीम

Activity 6: Matching.

Reading Activity:

The students:

- match the pictures with the corresponding words.
- read aloud the name of each musical instrument repeatedly under the guidance of the Educator.



तबला

लेझीम

बासरी

मंजिरा

वीणा

गिटार

Activity 7: Word decoding.

Reading and Writing Activities:

The students:

- look at the pictures and read the words aloud under the guidance of the Educator.
- decode the given words and write the letters.



बासरी → बा + स + री



वीणा → +



तबला → + +



मंजिरा → + +



लेझीम → + +



गिटार → + +

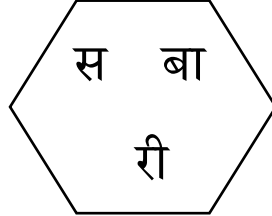
Activity 8: Word formation.

Reading and Writing Activities:

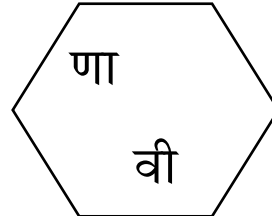
The students:

- pronounce the letters.
- rearrange the letters and write the correct word for each picture.
- read the words aloud.

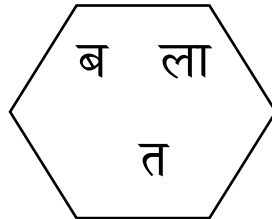
.....



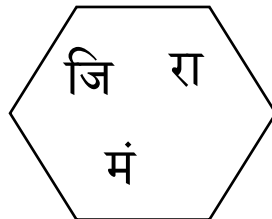
.....



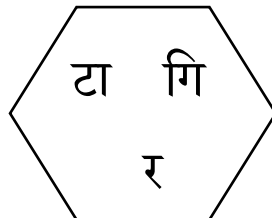
.....



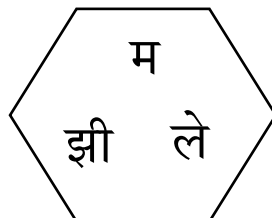
.....



.....



.....



Activity 9: Choose the correct alphabets.

Reading and Writing Activities:

The students:

- choose the correct alphabets from the brackets and fill in the blanks.
- read the words aloud under the guidance of the Educator.

१. -----णा (वी, वि)

२. -----बला (त, ट)

३. गि----र (ता, टा)

४. बा----री (श, स)

५. लेझी---- (न, म)

६. मं-----रा (झि, जि)

Activity 10: Fill in the blanks.

Reading and Writing Activities:

- The students look at the pictures and write the missing alphabets in the blank space.



बा-----री



वी-----



त-----ला



मंजि-----



गिटा-----



-----झीम

Activity 11: Encircle and write the correct word.

Reading and Writing Activities:

- The Educator reads each sentence aloud.
- The students repeat the sentences.
- The students encircle the correct word in the brackets and write it in the blank space.

१. ही आजोबांची ----- आहे. (विणा, वीना, वीणा)

२. ही मामांची ----- आहे. (लेझीम, लझिम, लेजिम)

३. हा मावसांचा ----- आहे. (तबला, ताबला, टबला)

४. हा आजीचा ----- आहे. (मांजिरा, मंजिर, मंजिरा)

५. हे दादाचे ----- आहे. (गितार, गिटार, घिटार)

६. ही गुरुजींची ----- आहे. (बासुरी, बासरी, बासूरी)

Activity 12: Tick the correct word.

Reading and Writing Activities:

- The students tick the correct word corresponding to the picture and read aloud the word repeatedly.



बासरी

गिटार



बासरी

वीणा



तबला

लेझिम



मंजिरा

गिटार



लेझिम

तबला



वीणा

मंजिरा

Activity 13: Write the correct word.

Reading and Writing Activities:

The students:

- write the correct words that correspond to the pictures.
- read aloud the sentences.

(बासरी, वीणा, तबला, गिटार, मंजिरा, लेझीम)



ही तुमची ----- आहे.



ही त्यांची ----- आहे.



हे आमचे ----- आहे.



हा माझा ----- आहे.



ही तुझी ----- आहे.



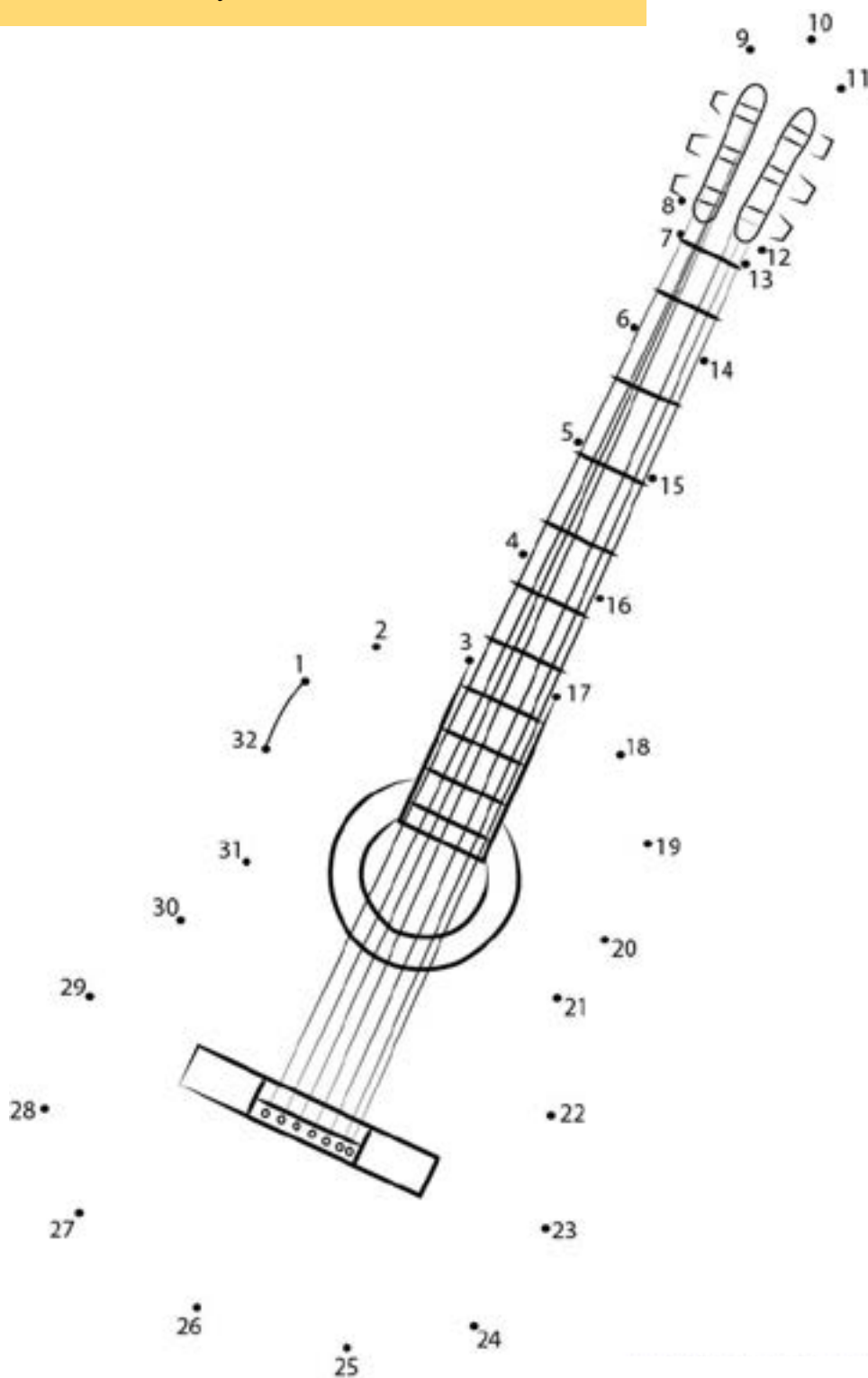
हा त्याचा ----- आहे.

Activity 14: Dot-to-dot drawing and colouring.

Writing and Speaking Activities:

The students:

- join the dots and colour the picture.
- write the name of the musical instrument.
- form sentences orally.



Activity 15: Word Search Puzzle.


Reading and Writing Activities:

- The Educator read the given words aloud and the students repeat.
- The students find the listed words hidden within the grid; the words can be found horizontally, vertically or diagonally.

(गिटार, तबला, लेझीम, बासरी, वीणा, मंजिरा)

मं	ण	ली	ब	ण	वि	म	र
व	जि	णा	अ	र	झ	ग	ण
ल	श	रा	ते	बा	स	री	व
ब	ग	इ	टी	वी	णा	म	न
म	ब	मी	ण	जि	र	गि	ठ
झी	णी	ब	ल	अ	ज	टा	म
ले	र	त	ब	ला	क	र	च

Activity 16: Picture description and oral questions.



Activity 16: Picture description and oral questions.

Listening and Speaking Activities:

The Educator:

- guides the students to observe the given picture.
- uses prompts to help the students to describe the picture.

Questions

१. चित्रात तुम्हाला काय दिसते?
२. वाद्यांची नावे सांगा.
३. तुम्हाला गाणे गायला आवडते का?
४. तुम्हाला नाचायला आवडते का?
५. तुम्हाला कोणते वाद्य सर्वात जास्त आवडते?
६. तुम्हाला ते वाजवता येते का?
७. तुम्ही ते वाद्य कोठे वाजवले ?

Theme 6: Celebrations and Festivals

Birthday Celebration

Activities

Activity 1: Listen and repeat.

Activity 2: Identify the words through pictures.

Activity 3: Cut and paste.

Activity 4: Spell and practise.

Activity 5: Rearrange the alphabets.

Activity 6: Matching.

Activity 7: Cut and play.

Activity 8: Trace the words.

Activity 9: Fill in the blanks.

Activity 10: Read and answer the questions.

Activity 11: Design a birthday invitation card.

Activity 12: Fill in the blanks and match.

Activity 13: Learn the numerals.

Activity 14: Read the birthday-related terms.

Guide to Educators

Learning Outcomes

- Recognise basic words related to birthday (e.g. cake, candle, balloons, decorations, gifts, etc).
- Practise pronunciation of vocabulary words.
- Express birthday wishes
- Speak about birthday celebrations using simple sentences.
- Describe a birthday celebration using simple sentences (date, venue, time, invitees, birthday party).
- Read a birthday card with understanding
- Create a birthday card (including birthday wish).

Activities

- Listen and repeat.
- Identify the words through pictures.
- Cut and paste.
- Spell and practise.
- Rearrange the alphabets.
- Matching.
- Cut and play.
- Trace the words.
- Fill in the blanks.
- Read and answer the questions.
- Design a birthday invitation card.
- Fill in the blanks and match.
- Learn the numerals.
- Read the birthday-related terms.

Additional Resources

- Pictures and real-life examples to aid recognition.
- Birthday songs and simple stories
- Videos or audios related to birthday celebration.

Portfolio Assessment

- Skills-based assessments.

Activity 1: Listen and repeat.

Listening and Reading Activities:

- The Educator reads and explains the poem.
- The students listen to the song/poem and recite the poem under the guidance of the Educator.

वाढदिवसाचे गाणे

आनंदाच्या क्षणी गाऊ
आनंदी हे गाणे
वाढदिवसाच्या मुहूर्तावर
शुभेच्छा ही देणे
सुख आणि समृद्धी
दीर्घायुष्य लाभो.....
जीवनाचा प्रत्येक क्षण
आनंदात जावो

लेखक : डॉ. अमोल जावदेकर

The Educator may access the audio-visual version of the above poem through this link:

https://youtu.be/zzDFk_VS7vk?si=9Lss0JdAar9pOm9f

Activity 2: Identify the words through pictures.

Listening and Speaking Activities:

Under the guidance of the Educator, the students:

- listen to the words and repeat them with correct pronunciation.
- listen to the explanation and understand its meaning.
- learn to identify the words with their corresponding pictures.



वाढदिवस



केक



फुगा



मेणबत्ती



पाहुणे



भेट



फुले



हवन



शुभेच्छा



सुरी



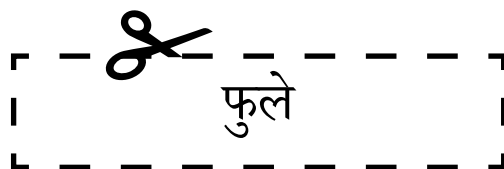
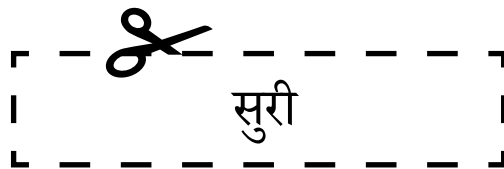
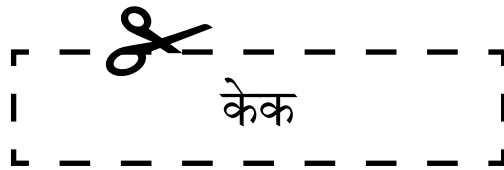
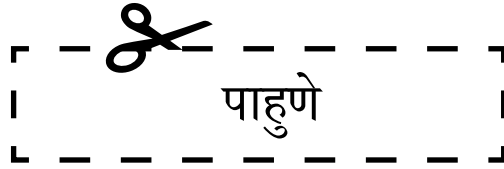
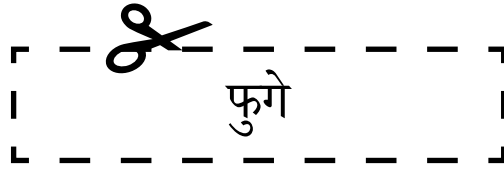
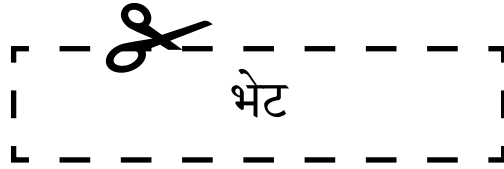
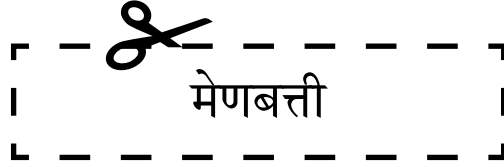
आशीर्वाद

Activity 3: Cut and paste.

Reading Activity:

Under the guidance of the Educator, the students:

- read the words and identify their corresponding images.
- cut out the words and paste them in the given boxes on the next page.



[]

[]

[]



[]

[]

[]

[]

Activity 4: Spell and practise.

Listening and Reading Activities:

- The Educator spells and reads the words aloud.
- The students repeat after the Educator.

केक = के + क

वाढदिवस = वा + ढ + दि + व + स

फुगा = फु + गा

पाहुणे = पा + हु + णे

फुले = फु + ले

शुभेच्छा = शु + भे + च् + छा

सुरी = सु + री

आशीर्वाद = आ + शी + र् + वा + द

Activity 5: Rearrange the alphabets.

Reading and Writing Activities:

Under the guidance of the Educator, the students:

- rearrange the alphabets/letters to form the words corresponding to the pictures.
- write and read the words repeatedly.



दि व

स वा ढ

.....



ट भे

.....




णे पा हु

.....



ब मे ती ण

.....



गा फु

.....

Activity 6: Matching.

Reading Activity:

Under the guidance of the Educator, the students:

- look at the pictures and read the sentences.
- match the pictures to the appropriate sentences.



केक मोठा आहे.



मेजावर एक भेट आहे.



फुगा लाल आहे.



फुले सुंदर आहेत.



पाहुणे गात आहेत.

Activity 7: Cut and play.


Reading Activity:

- The Educator explains the Memory Game to the students and guide them through the process.

Instructions / Rules of the Memory Game:

Cut out the set of 10 cards: pictures(5) and phrases(5).

1. Shuffle the cards and place them face down on the table.
2. The first player turns over two cards.
3. If the picture matches the phrase, the player keeps them and gets another turn.
4. If they do not match, the cards are turned back over, and it becomes the next player's turn.
5. The player with the most matched pairs at the end wins.



वाढदिवसाचा मोठा केक

लाल फुगा

निळे फूल

लहान भेट

पिवळी मेणबत्ती

Activity 8: Trace the words.

Writing Activity:

Under the guidance of the Educator, the students trace the words.



वाढदिवसाच्या शुभेच्छा

वाढदिवसाच्या शुभेच्छा

Activity 9: Fill in the blanks.

Writing and Reading Activities:

Under the guidance of the Educator, the students:

- choose and write the missing alphabets given in brackets to complete the word.
- read the words aloud repeatedly.

मे.....बत्ती (ण , न)

फु (गू , गा)

..... हुणे (पी , पा)

वा....दिवस (ढ , द)

फु..... (ळे , ले)

.... री (सु , सू)

....शीर्वाद (अ , आ)

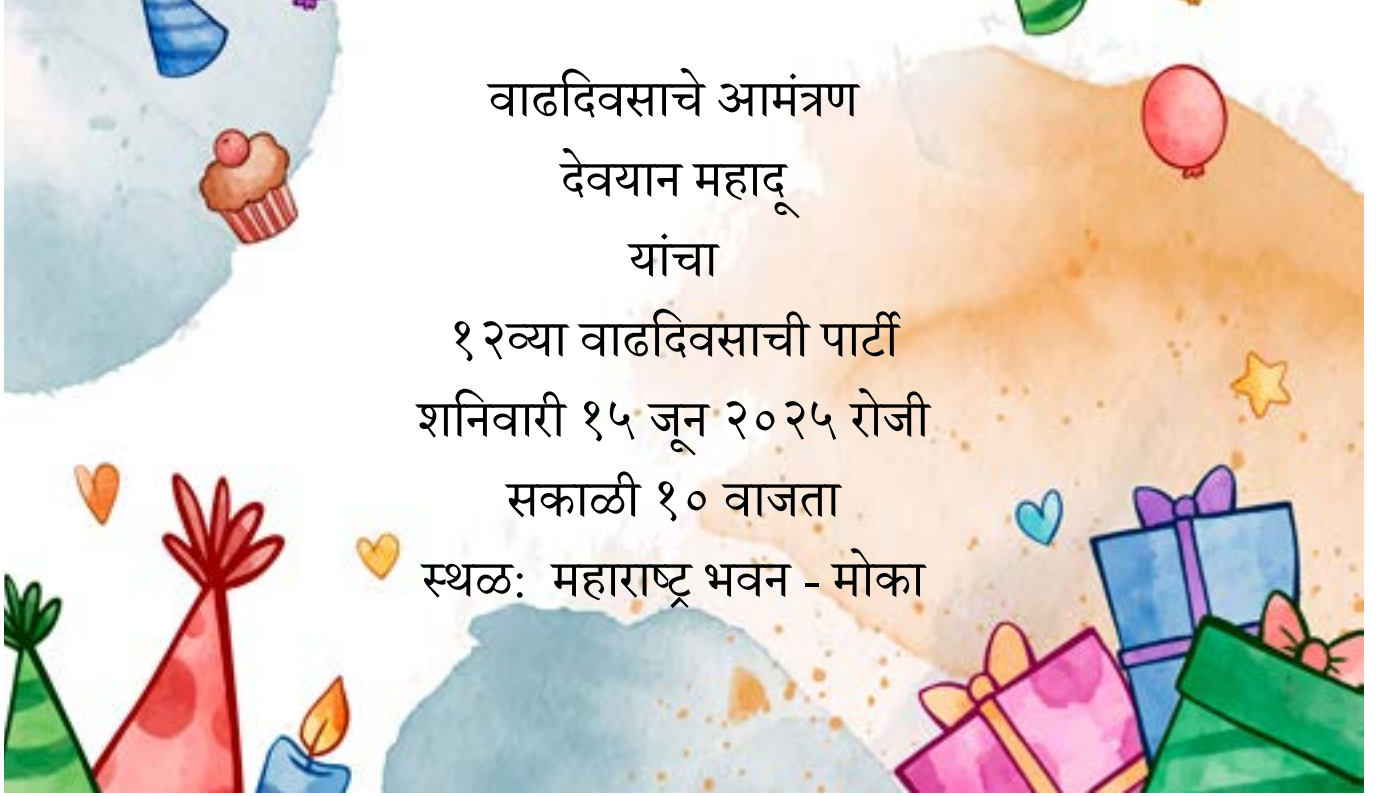
ह.... न (ब , व)

Activity 10: Read and answer the questions.

Reading and Speaking Activities:

The Educator:

- reads the birthday invitation card and explains it to the students.
- asks questions to the students.



Prompt questions to the Educator:

मौखिक प्रश्न:

१. कोणाचा वाढदिवस आहे ?
२. तो किती वर्षांचा होईल?
३. तो आपला वाढदिवस कोठे साजरा करत आहे ?
४. त्याचा वाढदिवस कधी आहे ?
५. वाढदिवस किती वाजता साजरा होईल?

Activity 11: Design a birthday invitation card.

Writing Activities:

- The Educator encourages the students to talk about their birthday.
- The students make a birthday invitation card.

शिक्षकांना सूचना:

१. कोणाचा वाढदिवस आहे ?
२. किती वर्षांचा होईल ?
३. वाढदिवस केव्हा आहे ?
४. वाढदिवस कोठे साजरा होणार आहे ?
५. वाढदिवस किती वाजता साजरा होणार आहे ?




वाढदिवसाचे कार्ड तयार करा.




Activity 12: Fill in the blanks and match.

Listening and Speaking Activities:

Under the guidance of the Educator, the students:

- listen and repeat the different colours.
- identify the colours in the pictures and fill in the blanks accordingly.
- match the sentences to the appropriate pictures.


Colour Chart	Names
	लाल
	निळा
	पिवळा

Colour Chart	Names
	हिरवा
	पांढरा
	काळा

फुगा आहे.



गिटार आहे.



फूल आहे.



मेणबत्ती आहे.



समुद्र आहे.



Activity 13: Learning numerals.

Listening, Speaking and Writing Activities:

Under the guidance of the Educator, the students:

- listen and repeat the numerals.
- copy the numerals in figures and words.

Number	अंक	Rewrite the figures	अंकांची नावे	Copy the numbers in words (Marathi)
1	१		एक	
2	२		दोन	
3	३		तीन	
4	४		चार	
5	५		पाच	
6	६		सहा	
7	७		सात	
8	८		आठ	
9	९		नऊ	
10	१०		दहा	
11	११		अकरा	
12	१२		बारा	
13	१३		तेरा	
14	१४		चौदा	
15	१५		पंधरा	

Activity 14: Read the birthday-related terms.

Listening and Reading Activities:

Under the guidance of the Educator, the students:

- listen and read birthday-related terms with understanding.
- cultivate a positive attitude towards birthday celebration traditions.



हवन



दिवे लावणे



वाढदिवसाच्या
शुभेच्छा



धन्यवाद



आयुष्यमान भव



शुभ आहार

Theme 7: Ethics and Values

Basic Ethics

Activities

Activity 1: Listen and repeat.

Activity 2: Listen and read the words.

Activity 3: Read the sentences.

Activity 4: Choose the correct words and fill in the blanks.

Activity 5: Matching.

Activity 6: Trace the words.

Activity 7: Encircle the correct icon.

Activity 8: Choose the correct answer.

Activity 9: Categorise the behaviours.

Activity 10: Cut and paste.

Guide to Educators

Learning Outcomes

- Recognise words related to basic ethics.
- Read and comprehend simple sentences related to good habits.
- Recognise ethical behaviour in real-life and illustrated scenarios.
- Apply basic ethics in written and spoken forms.

Activities

- Listen and repeat.
- Listen and read the words.
- Read the sentences.
- Choose the correct words and fill in the blanks.
- Matching.
- Trace the words.
- Encircle the correct icon.
- Choose the correct answer.
- Categorise the behaviours.
- Cut and paste.

Other Proposed Activities

- Value Circle: Each student says one value word and shares a small example.
- Dramatise a morning routine/role play.
- Class Mural: The students draw and colour examples of values to create a Values Wall.

Additional Resources

- Flashcards with images.
- Worksheets (matching, labelling, jumbled words).
- Song audio.

Portfolio Assessment

- Skills-based assessments.

Activity 1: Listen and repeat.

Listening and Reading Activities:

- The Educator reads the lyrics aloud.
- The students listen and repeat.

झाली सकाळ

झाली सकाळ सरली रात,
चला घासूया आपले दात.

घर झाडून केर काढायचा,
टोपलीत सारा गोळा करायचा.

मोठाली नखे ठेवूच नका,
केस नीटनेटके कापा.

नखे वाढता माती भरते,
पोटात शिरता कुरकुर करते.

गारगार पाणी बादली भरून,
हसत घ्यायची आंघोळ करून.
चांगले धुतले कपडे घालते,
मन आनंदी होईल आपले.

The Educator may access the audio-visual version of the above song through these link:

<https://marathibalgeet.blogspot.com/2015/01/marathi-balgeet-morning-sakal.html>

Activity 2: Listen and read the words.



Listening, Reading and Writing Activities

The Educator:

- introduces and explains the meaning of the words.
- reads the words and the students repeat each word aloud.

The students identify, write and read again the words.

१. नमस्कार _____
२. हसा _____
३. ऐका _____
४. धन्यवाद म्हणा _____
५. आदर करा _____
६. माफ करा _____
७. माफी मागा _____
८. मदत करा _____
९. वाटा _____
१०. आज्ञा पाळा _____

Activity 3: Read the sentences.

Listening and Reading Activities:

- The Educator reads and explains the sentences.
- The students listen attentively and repeat them.

माझी सकाळ

१. मी सकाळी लवकर उठतो /उठते.
२. मी माझे अंथरूण नीट आवरतो/आवरते.
३. मी माझ्या पालकांना /आईवडिलांना शुभ प्रभात/
नमस्कार /म्हणतो /म्हणते.
४. मी दात घासतो /घासते.
५. मी आंघोळ करतो /करते.
६. मी प्रार्थना करतो /करते.
७. मी गणवेश घालतो /घालते.
८. मी न्याहारी करतो /करते.
९. मी वेळेवर शाळेत पोहोचतो /पोहोचते.
१०. मी माझ्या शिक्षकांना आणि मित्रांना शुभ प्रभात /
नमस्कार म्हणतो /म्हणते.

Activity 4: Choose the correct words and fill in the blanks.

Reading and Writing Activities:

- The students read the sentences with understanding and choose the correct words to fill in the blanks.
- The Educator guides the students to read the complete sentences aloud.

नमस्कार, लवकर, आवरतो/आवरते, वेळेवर, घासतो/घासते, शिक्षकांना,
प्रार्थना, गणवेश, आंघोळ, न्याहारी

माझी सकाळ

१. मी सकाळी उठतो /उठते.
२. मी माझा अंथरूण नीट
३. मी माझ्या आईवडिलांना म्हणतो / म्हणते.
४. मी दात
५. मी..... करतो /करते.
६. मीकरतो /करते.
७. मी.....घालतो /घालते.
८. मी करतो /करते.
९. मी..... शाळेत पोहोचतो / पोहोचते.
१०. मी माझ्या आणि मित्रांना नमस्कार म्हणतो /
म्हणते.

Activity 5: Matching.

Listening and Reading Activities:

- The Educator reads and explains the different words.
- The students read the words aloud and match them to the corresponding pictures.

१. मदत करणे



२. आदर करणे



३. वाटून घेणे



४. दयाळूपणा



५. जबाबदार असणे



Activity 6: Trace the words.



Writing and Reading Activities:

- The Educator explains each word.
- The students trace the words and read them aloud.

१. दयाळूपणा दयाळूपणा दयाळूपणा दयाळूपणा

२. प्रामाणिकपणा प्रामाणिकपणा प्रामाणिकपणा प्रामाणिकपणा

३. वाटणे वाटणे वाटणे वाटणे

४. मैत्री मैत्री मैत्री मैत्री

५. मेहनत मेहनत मेहनत मेहनत

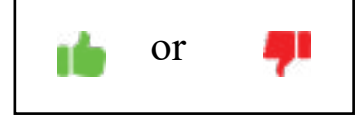
Activity 7: Encircle the correct icon.



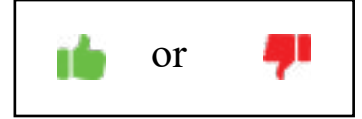
Listening and Reading Activities:

- The Educator reads the sentences and asks the students to encircle the correct icon.

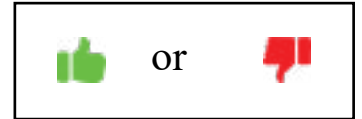
१. मी जेवणापूर्वी हात धुते/ धुतो.



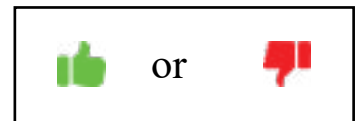
२. मी माझ्या मित्राची लेखणी न विचारता घेतो.



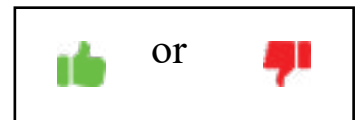
३. मी खोलीतून बाहेर जाताना दिवे बंद करतो.



४. मी तोंड न झाकता खोकतो.



५. मी कचरा कचरापेटीत टाकतो.



Activity 8: Choose the correct answer.

Listening and Reading Activities:

- The Educator reads the sentences and the options.
- The students listen carefully and encircle the correct answer.

१. तुमच्या मित्राची पुस्तके खाली पडली. तुम्ही काय कराल?

अ) हसाल

आ) मदत कराल

इ) पळून जाल

२. तुम्ही एका नवीन विद्यार्थ्याला जेवताना एकटे बसलेले पाहता.

तुम्ही काय कराल?

अ) दुर्लक्ष कराल

आ) हसाल

इ) आमंत्रित कराल

३. तुमच्या लहान भावाला तुमच्या खेळण्यासोबत खेळायचे आहे. तुम्ही

काय कराल?

अ) ओरडाल

आ) एकत्र खेळाल

इ) खेळणे लपवून ठेवाल

४. तुमचा वर्गमित्र जेवणाचा डबा विसरला आहे. तुम्ही काय कराल?

अ) जेवण वाटून घ्याल

आ) चिडवाल

इ) एकटे जेवण कराल

५. तुम्हाला कोणीतरी जमिनीवर कचरा टाकताना दिसले.

तुम्ही काय कराल?

अ) काहीही बोलणार नाही

आ) कचरा उचलाल

इ) त्याला समजावून सांगाल

Activity 9: Categorise the behaviours.

Reading and Writing Activities:

The Educator reads aloud the list of words.

The students sort the words in two columns: Good Behaviour and Bad Behaviour .

मदत करणे, खोटे बोलणे, ओरडणे, वाटून घेणे, आदर करणे, चोरी करणे
काळजी घेणे, फसवणूक करणे, प्रामाणिक असणे, चिडवणे, माफी मागणे
छळ करणे, भांडणे, नम्र असणे, धन्यवाद म्हणणे, शिवीगाळ करणे

<input checked="" type="checkbox"/> Good Behaviour / चांगले वर्तन	<input type="checkbox"/> Bad Behaviour / वाईट वर्तन



Activity 10: Cut and paste.

Reading and Speaking Activities:

The Educator reads and explains the words on the next page.

The students:

- read, cut and paste the words beside the appropriate pictures.
- describe the picture orally with the help of the Educator.





झाडे लावणे



पाण्याचा योग्य वापर
करणे



कचरा उचलणे



वीज वाचवणे



मोठ्या आवाजातील
संगीत टाळणे

मराठी मुळाक्षरे

स्वर (Vowels)

अ आ इ ई उ ऊ ऋ ए ऐ ओ औ अं अ :

व्यंजने (Consonants)

क ख ग घ ङ

च छ ज झ ञ

ट ठ ड ढ ण

त थ द ध न

प फ ब भ म

य र ल व

श श्र ष स

ह ळ

क्ष त्र ज्ञ

Vegetables - भाज्या

Potato: बटाटा

Onion: कांदा

Tomato: टोमॅटो

Eggplant: वांगे

Garlic: लसूण

Ginger: आले

Chilli: मिरची

Cabbage: कोबी

Pumpkin: भोपळा

Carrot: गाजर

Ladyfinger: भेंडी

Green Peas: मटार

ISBN 978-99993-987-4-9